

7UHQFK 026 %DUULHU 6FKRWWN\ 5H

)HDWXUHV

‡ \$GYDQWUHQFK WHFKQRORJ\
‡ /RZRUZDURGDWDJH GURS
‡ /RZRZURVVHV
‡ +LJHILFLHQF\ RSHUDWLRQ
‡ /HDGH)HLQLVK &RPSOLDQW

\$SSOLFDFWLRQV

‡ '& '& &RQYHUWHUV
‡ \$\$& '\$GDSWRUV
‡ 6ZLWFKRZHSXSSOLHV
‡)UHHZKHHLRGLQJ

&DWKRCH ← [Diagram] \$QRGH

0D[LPXP UDWLQJV DQG HOHFWULFDJ& FXODDWHVHUQRVWHIGFV

Table with 4 main columns: 3DUDPHWHU, 6\PERO, /LPLW, 8QLW. Contains multiple rows of alphanumeric data and financial symbols like \$, %, and &.

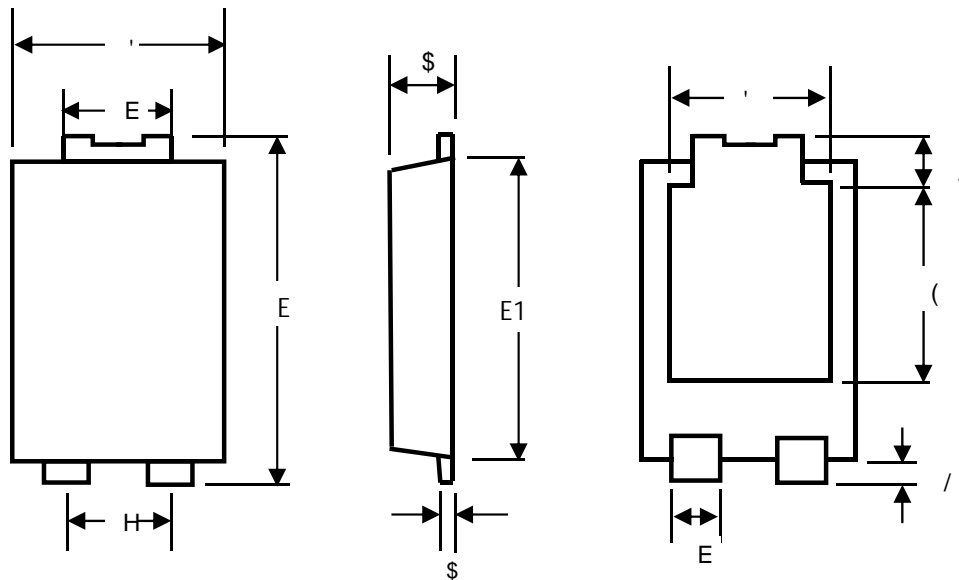
1RWHV
3XOVH WHVVSXOVH ZLGWK GXW\ F\FOH
3XOVH WHVW 3XOPH ZLGWK 0

RATINGS AND CHARACTERISTICS CURVES (TA = 25 °C unless otherwise noted)



3\$&.\$*(287/,1(',0(16,216

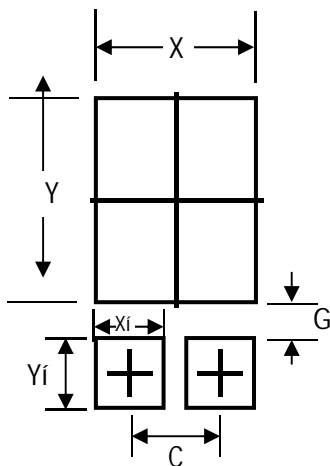
72



72 0HFKDQLFWDD

81,7		\$	\$	E	E	'	'	(((/	/
PP	PD[
	PLQ											
PLO	PD[
	PLQ											

72 6XJJHVWDHGD\RXW

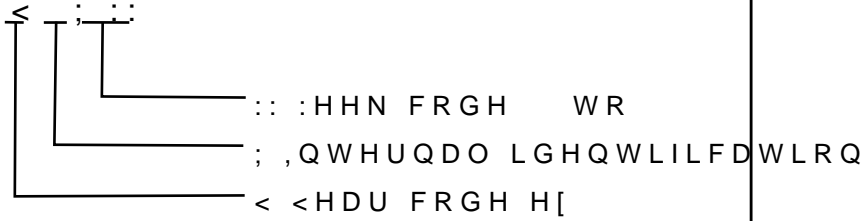


81,7		&	*	;	;	<	<
PP	PLQ						
PLO	PLQ						

0DUNLQJ ,QIRUPDWLRQ

3URGXFW PRGHO 57631UU613
WR DV

3' & LQIRUPDWLRQ



3DFNDJLQJ ,QIRUPDWLRQ

5HHO 'LPHQVLRQV

