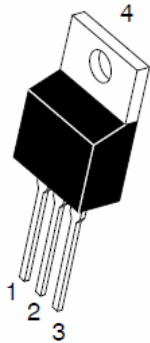


# Trench MOS Barrier Schottky Rectifier

**TO-220AB**  
**TSR10L100CT-S**



**ITO-220AB**  
**TSR10L100CTF-S**



## Features

- Advanced trench technology
- Low forward voltage drop
- Low power losses
- High efficiency operation
- Lead Free Finish, RoHS Compliant

## Applications

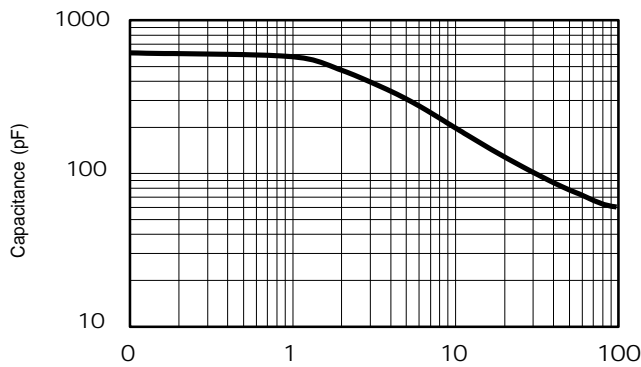
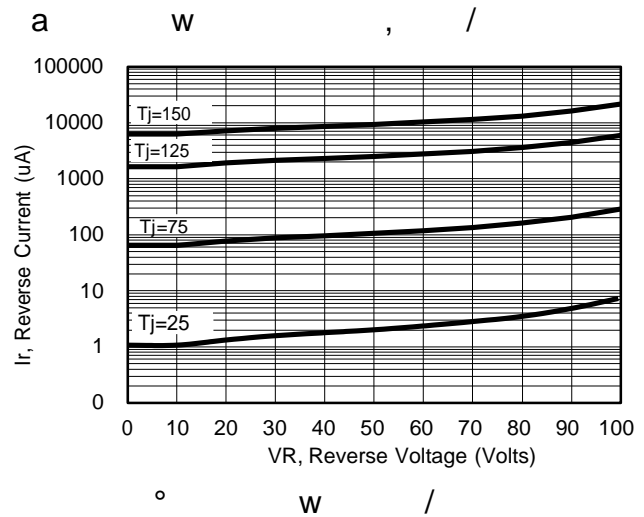
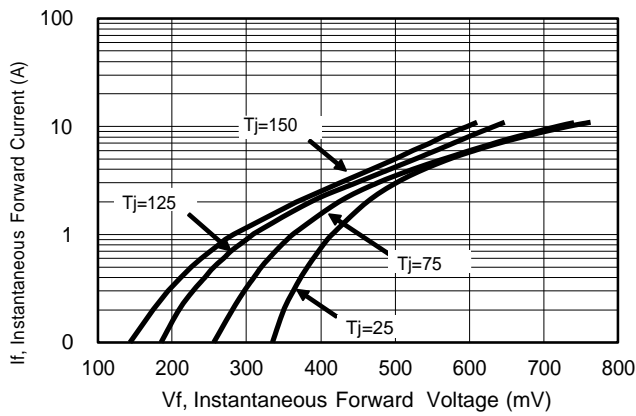
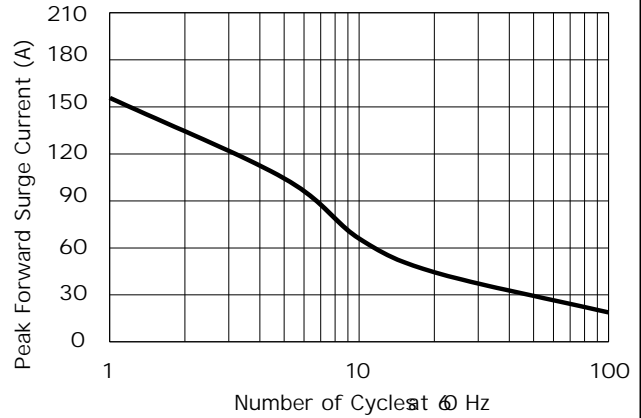
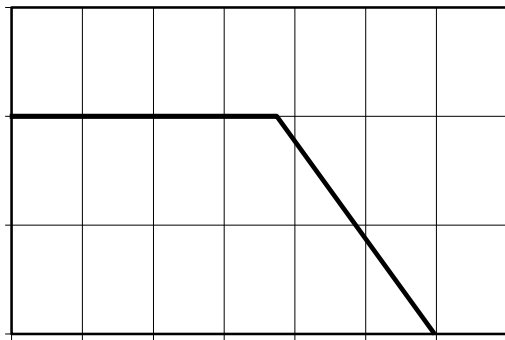
- DC/DC Converters
- AC/DC Adaptors
- Switching Power Supplies
- Freewheeling Diodes

## Maximum ratings and electrical characteristics (T<sub>J</sub> = 25°C unless otherwise noted)

Parameter	Symbol	Limit	Unit
Maximum repetitive peak reverse voltage	VRRM	1 0	V
Maximum average forward rectified current	IF(AV)	10	A
Peak forward surge current 8.3 ms single half sine- wave superimposed on rated load per diode	IFSM	0	A
Operating junction and storage temperature range	TJ, TSTG	-55 to +	

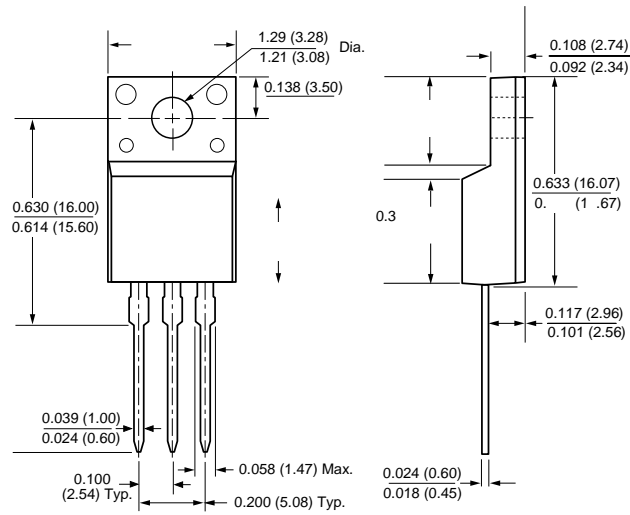
Notes:

## RATINGS AND CHARACTERISTICS CURVES



d Ç % ] o : μ v š ] } v % ] š v

# PACKAGE OUTLINE DIMENSIONS



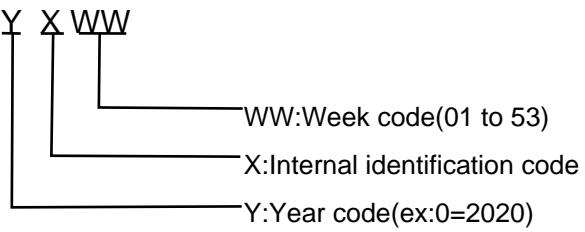
## Marking Information

①W : Company's trademark

②Product model : TSR10    OCT            10    0

③PDC information

Y X WW



## Packaging Information

1.Tube Dimensions

2.Inside Box

3.Outside Box

## Packaging Information

NO	UNIT	Tube Dimensions		Inside Box	Outside Box
		A	B		
Size	mm				