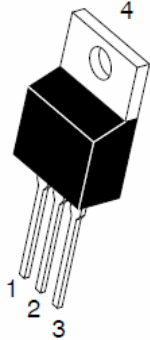
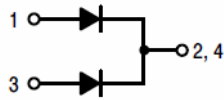
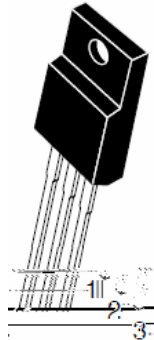


# Trench MOS Barrier Schottky Rectifier

TO-220AB  
TSR CT



ITO-220AB  
TSR CTF



## Features

- Advanced trench technology
- Low forward voltage drop
- Low power losses
- High efficiency operation
- Lead Free Finish, RoHS Compliant

## Applications

- DC/DC Converters
- AC/DC Adaptors
- Switching Power Supplies
- Freewheeling Diodes

Maximum ratings and electrical characteristics (T<sub>J</sub> = 25°C unless otherwise noted)

Parameter	Symbol	Limit	Unit
Maximum repetitive peak reverse voltage	VRRM	1 0	V
Maximum average forward rectified current	device	0	A
	per diode	0	
Peak forward surge current 8.3 ms single half sine-wave superimposed on rated load per diode	IFSM	2 0	A

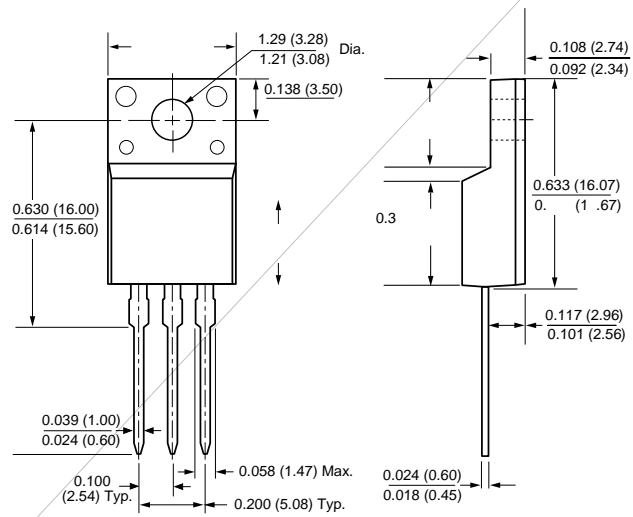
load 0 I .

## Notes:

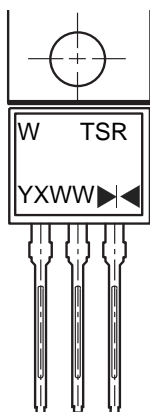
3XOVH WHV W 3XOVH ZLGWK GXW\ F\FOH  
3XOVH WHVW 3XOPVH ZLGWK 0



# PACKAGE OUTLINE DIMENSIONS



0 D U N L Q J , Q I R U P D W L R Q



7 W : Company's trademark

8 Product model : TSR 9 CT R U 7 6 5 ( & 7 )

9 PDC information Æ

Y X WW


WW:Week code(01 to 53)

X:Internal identification code

Y:Year code(ex:0=2020)

3 D F N D J L Q J , Q I R U P D W L R Q

1. Tube Dimensions



2. Inside Box

3. Outside Box

3 D F N D J L Q J , Q I R U P D W L R Q

NO	UNIT	Tube Dimensions			Inside Box			Outside Box		
		A	B	C	L1	W1	H1	L2	W2	H2
Size	mm	530	7	33	570	46	150	590	260	180
QTY	PCS	50PCS/Tube			Smallest package,1000PCS, 20 tube in total			5,000PCS/carton,5 boxes in total		
Note	Tolerance 20mm,±3mm; 21-100mm,±5mm; 101-500mm,±10mm									