

76\$ /
OD\

7UHQFK 026 %DUULHU 6FKRWWN\ 5H

DO-201AD
TSA /



Cathode ← Anode

Features

- ‡ \$GYDQWUHQFK WHFKQRORJ\
- ‡ /RZRUZDURQWDJH GURS
- ‡ /RZRZURVVHV
- ‡ +LJKILFLHQF\ RSHUDWLRO
- ‡ /HDGH)HLQLVK &R#6OLDQW

Applications

- ‡ '&' &RQYHUWHUV
- ‡ \$&'&GDSWRUV
- ‡ 6ZLWFKRZHXSSOLHV
- ‡)UHHZKH'HLRQJ

Maximum ratings and electrical characteristics (TJ = 25°C unless otherwise noted)

3DUDPHWHU		6\PERO	/LPLW	8QLW
0D[LXPXPHSHVSHUNYHYURQWDJH		9550		9
0D[LXPYPYHURJHZDUG UFXEWHIQWG		,) \$9		\$
3HDN IRVZDURUHQW VLQDQHQZDYH VXSHULP&QDURH&GLRGH		,)60		\$
2SHUDMXQDQURWRUDJH WHPSHUDW		XUH 007CJH	5 WR	f &
7\SLFVCHUPDO USHVUVQHDQFH		'2 \$'	5\$-&	f & :
,QVWDQWDQHRRQWRUJZDUG SHGLRGH	,) \$	7- f &	7 < 3	9
	,) \$	7- f &	0\$;	
	,) \$	7- f &		
	,) \$	7- f &		
,QVWDQWDQHRXUUSHCHURQW UDWHYHYURQWDJH	7- f &	,5		X\$
	7- f &			P\$

1RWHV

3XOVH WHVVSXOVH ZLGWK GXW\F\FOH

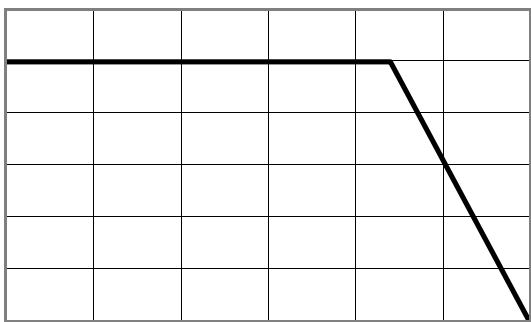
3XOVH WHVW 3XOPH ZLGWK 0

RATINGS AND CHARACTERISTICS CURVES

7\$

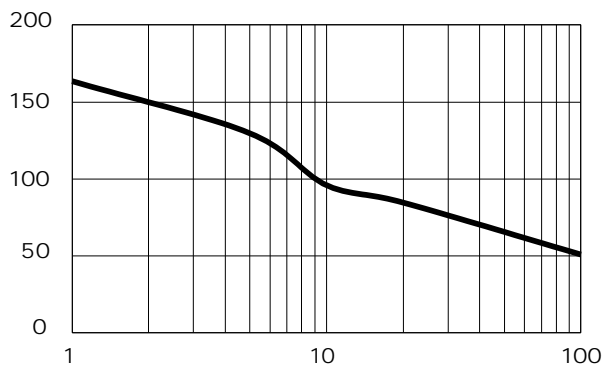
f & XQOHVQRWKBUZLVH

, I \$ Y H U D R H Z B X U U \$ Q W



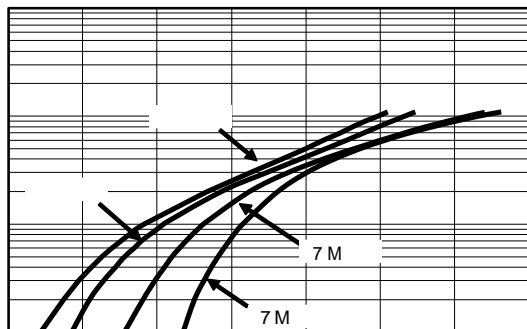
7 F & DVH² & 7 HPS

Current Derating, Case



Maximum Repetitive Surge Current


, I , Q V W D O W B D Z B R X U U \$ Q W



9 I , Q V W D Q W D Q H R X V) R U Z D U G

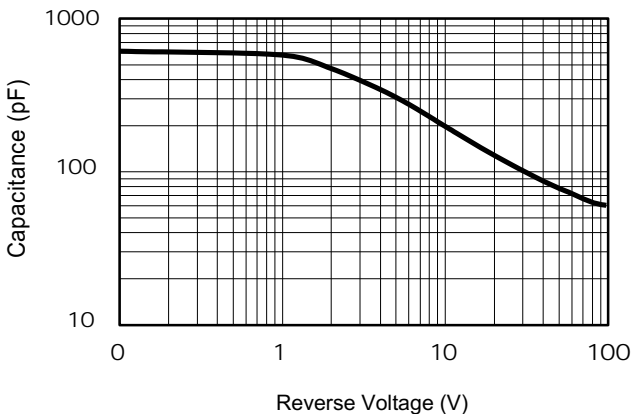
Typical Forward Voltage

, U 5 H Y H L & X H U U H X C S W



9 R O W D J H B 8 5 H Y H U V H 9 R O W D J H 9 R O W

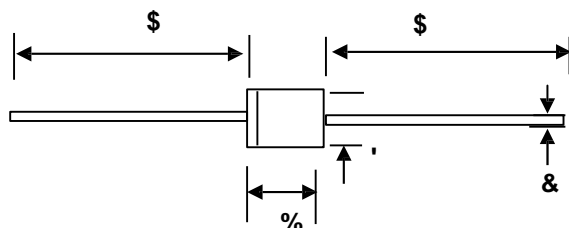
Typical Reverse Current



d C % o : μ v š] } v %] š v

PACKAGE OUTLINE DIMENSIONS

DO-201AD

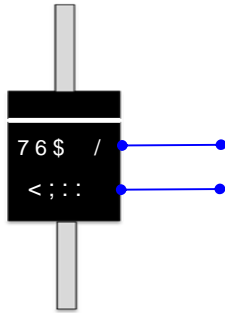


'2 \$' P H F K D QGLFW D

81,7		\$	%	C	'
PP	PD[1.4	
	PLQ			1.1	
PLO	PD[5.1	
	PLQ				

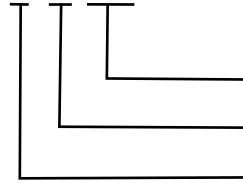
0DUNLQJ ,QIRUPDWLRQ

&DWKRGH



\$QRGH

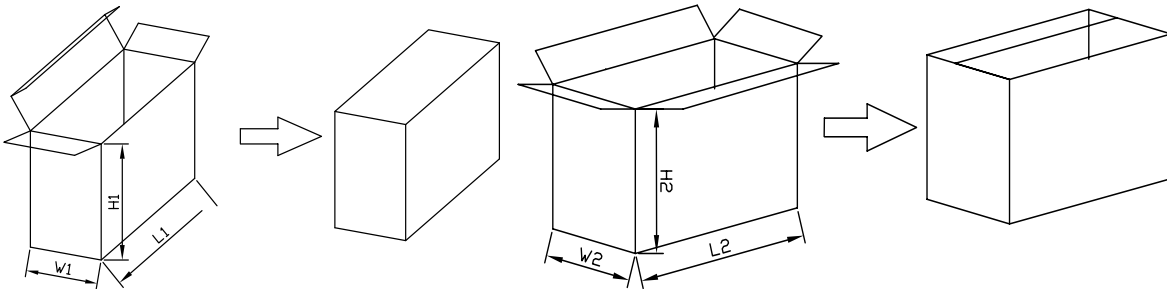
73URGXFW P&GHO
83'& LQIRUPDWLRQ



DWU] b[' =bZcf aUh] cb

% =bg| XY 6cl

&' G hg| XY 6cl



DWU] b[' =bZcf aUh] cb

BC	I B-H	% =bg XY 6cl			G hg XY 6cl		
G nY	aa	@%	K%	<%	@&	K&	<&
		&)	+))	%			