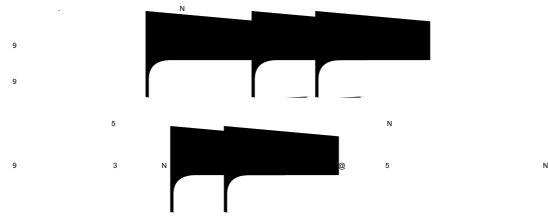
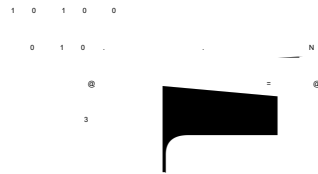


7UHQFK 026 %DUULHU 6FKRWWN\ 5H

### Features



### Applications



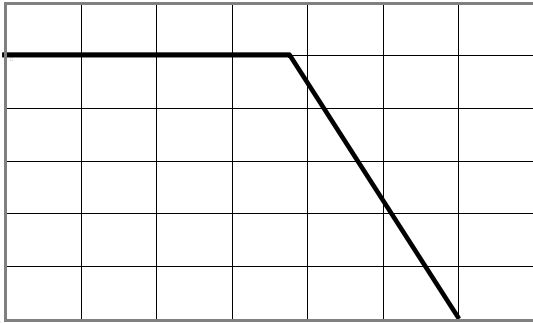
Maximum ratings and electrical characteristics (TJ = 25°C unless otherwise noted)

--	--	--	--	--	--	--	--	--	--

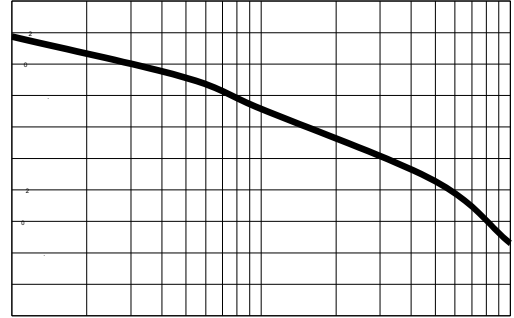
3XOVH WHVW 3XOVH ZLGWK GXW\ F\FOH  
 3XOVH WHVW 3XOVH ZLGWK 0

RATINGS AND CHARACTERISTICS CURVES 7\$


f & XQOHVQRWKB UZLVH




Current Derating, Case



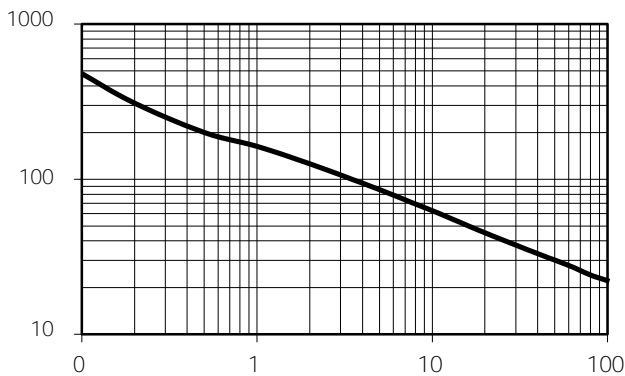
Maximum Repetitive Surge Current



Typical Forward Voltage



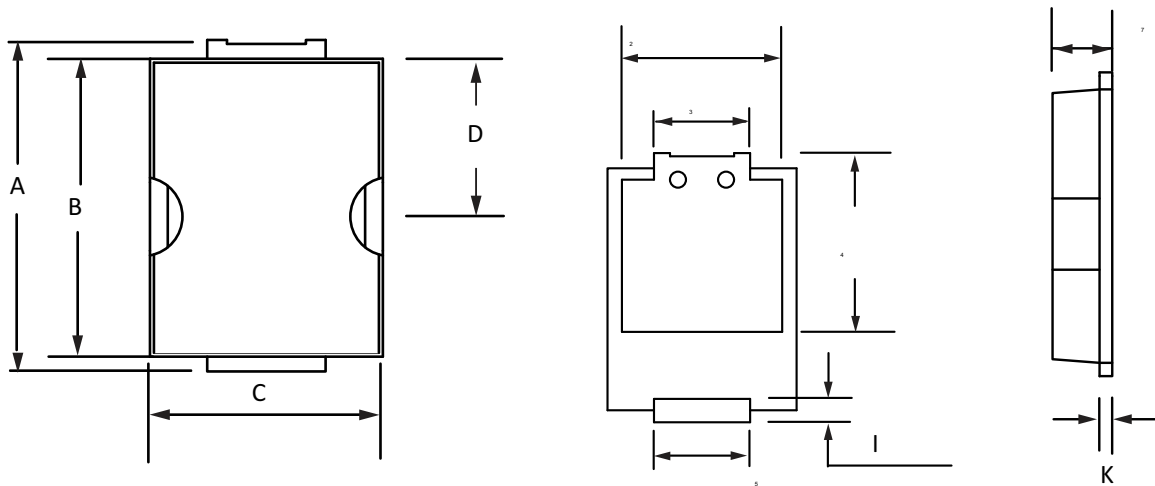
Typical Reverse Current



Typical Junction Capacitance

## PACKAGE OUTLINE DIMENSIONS

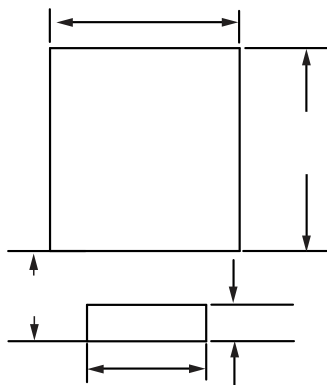
### SMP6



### SMP6 mechanical data

A	B	C	D	1	2	3	4	5	6	7	K

### SMP6 Suggested Pad Layout



A	B	C	D	1	2	3	4	5	6	7	K