



5A SURFACE MOUNT SCHOTTKY BRIDGE RECTIFIER

FEATURES:

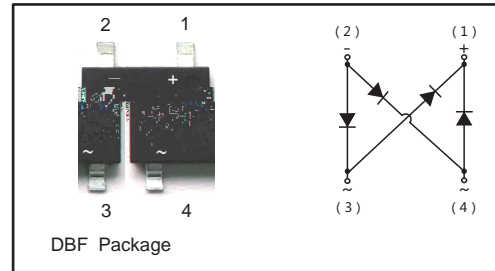
- Glass Passivated Chip Junction
- Reverse Voltage - 100 V
- Forward Current - 5.0 A
- High Surge Current Capability
- Designed for Surface Mount Application

MECHANICAL DATA

- Case: DBF
- Terminals: Solderable per MIL-STD-750, Method 2026
- Approx. Weight: 233.7mg 0.00824oz

PINNING

PIN	DESCRIPTION
1	Output Anode (+)
2	Output Cathode (-)
3	Input Pin (~)
4	Input Pin (~)



Maximum Ratings and Electrical characteristics

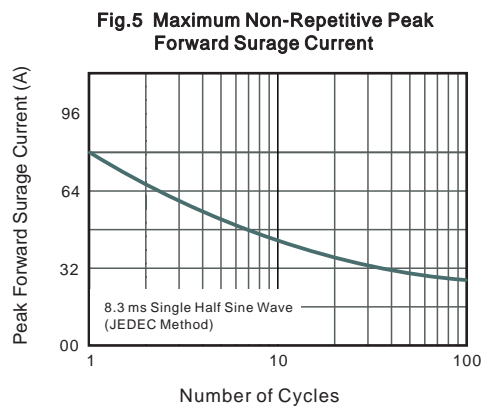

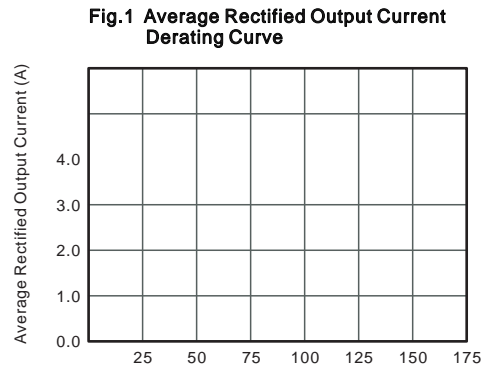
Ratings at 25 °C ambient temperature unless otherwise specified.

Single phase half-wave 60 Hz, resistive or inductive load, for capacitive load current derate by 20 %.

Parameter	Symbols	KDBF510	Units
Maximum Repetitive Peak Reverse Voltage	V_{RRM}	100	V
Maximum RMS voltage	V_{RMS}	70	V
Maximum DC Blocking Voltage	V_{DC}	100	V
Average Rectified Output Current	I_O	5.0	A
Peak Forward Surge Current 8.3 ms Single Half Sine Wave Superimposed on Rated Load (JEDEC Method)	I_{FSM}	80	A
Maximum Forward Voltage @ $I_F=3A$ @ $I_F=5A$	V_F	0.8(TYP) 0.86	V
Maximum DC Reverse Current at Rated DC Blocking Voltage @ $T_A=25\text{ }^\circ\text{C}$	I_R	0.3	m
Typical Junction Capacitance (Note1)	C_j	300	pF
Operating and Storage Temperature Range	T_j, T_{stg}	-55 ~ +150	°C

Note: 1. Measured at 1MHz and applied reverse voltage of 4 V D.C.

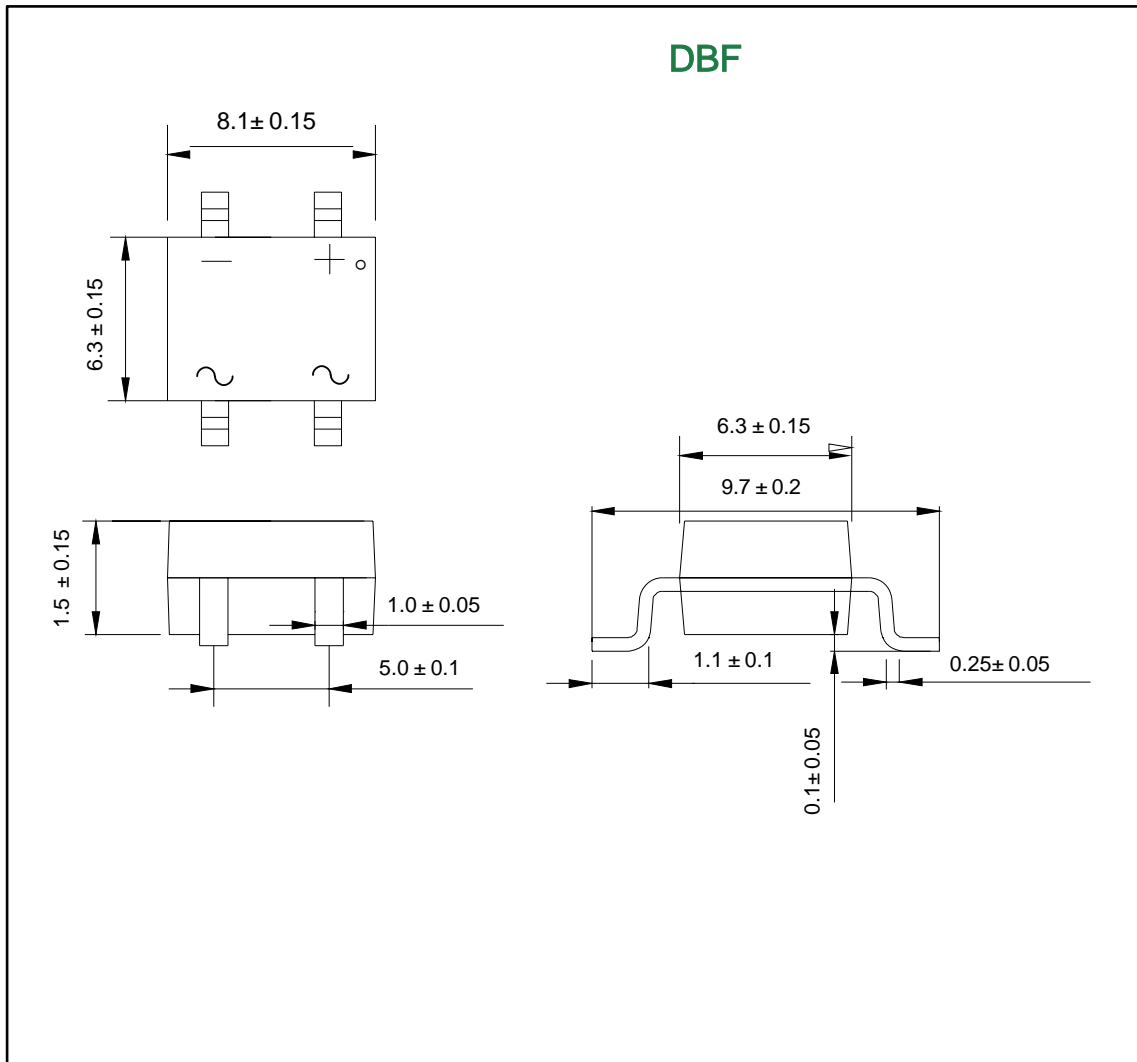
2. Mounted on glass epoxy PC board with 4×1.5"×1.5" (3.81×3.81 cm) copper pad.





PACKAGE OUTLINE

Plastic surface mounted package; 4 leads



The recommended mounting pad size