

## Trench MOS Barrier Schottky Rectifier

**DO-201AD**  
**TSA15L80**



Cathode  Anode 

### Features

- Advanced trench technology
- Low forward voltage drop
- Low power losses
- High efficiency operation
- Lead Free Finish, RoHS Compliant

### Applications

- DC/DC Converters
- AC/DC Adaptors
- Switching Power Supplies
- Freewheeling Diodes

### Maximum ratings and electrical characteristics (T<sub>J</sub> = 25°C unless otherwise noted)

Parameter		Symbol	Limit		Unit
Maximum repetitive peak reverse voltage		VRRM	80		V
Maximum average forward rectified current		IF(AV)	15		A
Peak forward surge current 8.3 ms single half sine- wave superimposed on rated load per diode		IFSM	180		A
Operating junction and storage temperature range		TJ, TSTG	- 0 to +150		°C
Typical thermal resistance per leg	DO-201AD	RθJC	22		°C/W
Instantaneous forward voltage per diode			TYP.	MAX.	V
	IF=3A	TJ=25°C	0.	0.	
	IF=3A	TJ=125°C	0.	-	
	IF=15A	TJ=25°C	0.59		
	IF=15A	TJ=125°C	0.	-	
Instantaneous reverse current per diode at rated reverse voltage	TJ=25°C	IR(2)	20	50	uA
	TJ=125°C		-	20	mA

Notes:

(1) Pulse test: 300 μs pulse width, 1 % duty cycle

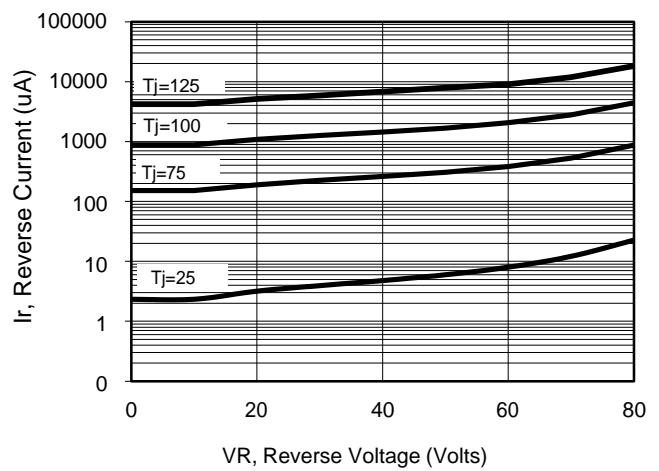
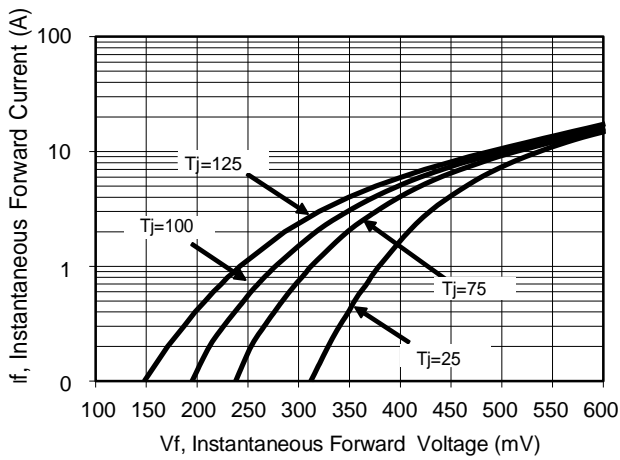
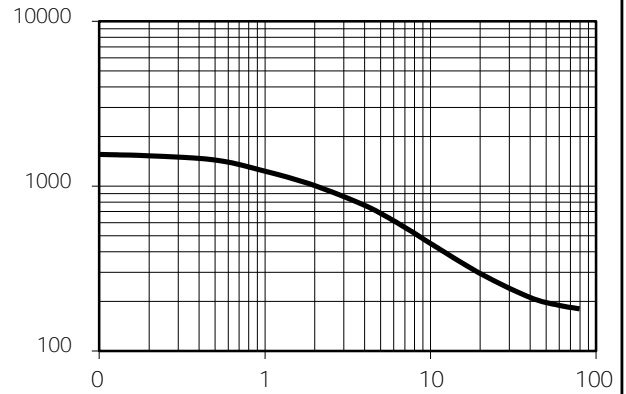
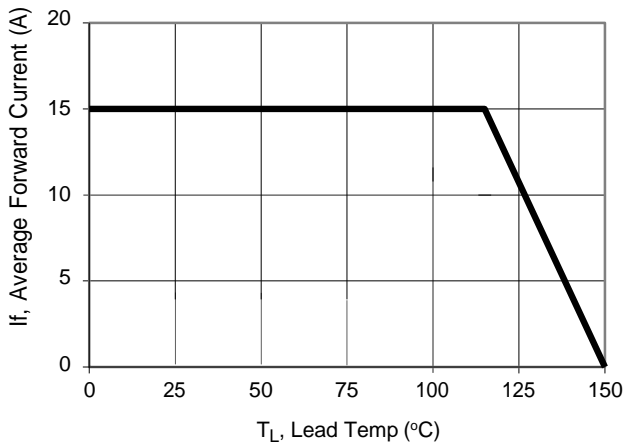
(2) Pulse test: Pulse width ≦ 40 ms



# TSA15L80

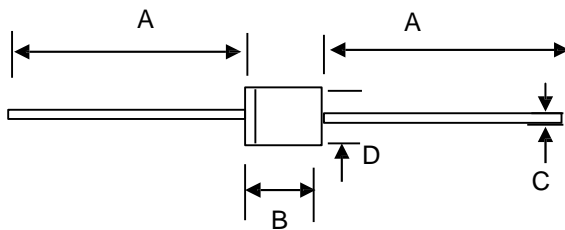
12-NOV-2015

## RATINGS AND CHARACTERISTICS CURVES (TA = 25 °C unless otherwise noted)



## PACKAGE OUTLINE DIMENSIONS

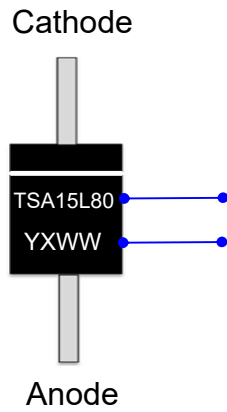
### DO-201AD



### DO-201AD mechanical data

UNIT		A	B	C	D
mm	max	26.5	9.5	1.4	5.3
	min	24.5	7.3	1.1	4.8
mil	max	1043.30	374.01	5.1	208.67
	min	946.57	287.40		188.97

## Marking Information



Product model : TSA15L80

PDC information

Y X WW

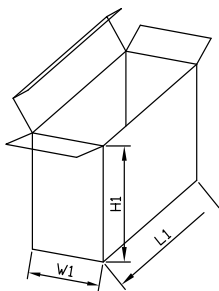
WW:Week code(01 to 53)

X:Internal identification code

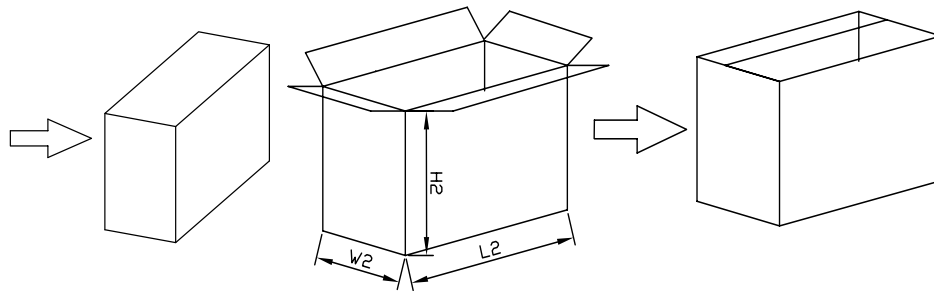
Y:Year code(ex:0=2020)

## Packaging Information

1. Inside Box



2. Outside Box



## Packaging Information

NO	UNIT	Inside Box			Outside Box		
		L1	W1	H1	L2	W2	H2
Size	mm	255	75	1			